

Product update and project review

# TROVE

ISSUE 10

## Inside

Rocksalt - Folkestone

Corinthia Hotel - London

Westfield Shopping Centre - London

Wendover Church -  
Buckinghamshire

## Product focus

Panorama Treadsafe

R12 rated porcelain

NEW

Issue 10

# TROVE

## Issue 09

Welcome to the latest issue of InStone. As ever, it provides overviews of some recent commissions that we've carried out, which we hope will interest and inspire you to use natural stone in your own projects.

Whether you're an architect, a designer or a business owner looking for fresh ideas, InStone is for you. The projects featured in this issue are truly diverse, illustrating the incredible range of looks and atmospheres that can be achieved with stone. Materials range from sandstone to porcelain, and locations include a retail outlet, a hotel, a restaurant and a church.

We hope you enjoy reading InStone and look forward to working with you on your next project.

Trove Editorial Team  
Kinorigo



# KINORIGO



# Contents

## 04 Rocksalt

Contemporary, customised stone for modern restaurant

## 06 Corinthia Hotel

Hard-working, attractive sandstone for interior and exterior communal areas

## 10 Westfield Shopping Centre

Delivering colourful tiles in a short timescale

## 12 Wendover Church

Harmonising modern stone with ancient building features

## 14 Product FOCUS

Introducing Treadsafe, the new R12 rated slip-resistant addition to the innovative Panorama porcelain range

## Cover project

04 Rocksalt



## Stone type

**PAVING STONE**  
 Product range: **Marble**  
 Name: **Bianco Carrara C honed**  
 Sizes: **150 x 75 x 10mm**




# Rocksalt

## Folkestone

Rocksalt is a contemporary restaurant and bar with rooms, situated right on Folkestone harbour with views over the English Channel. The building is cantilevered over the harbour and features floor-to-ceiling windows, curved walls and a range of different stone finishes.

Working in partnership with the architect to provide samples and technical backup, we supplied two types of stone, one for the exterior and one for the interior. Outside, we provided green slate for the steps and balustrade leading to the main entrance, with special ribbing for the corduroy paving at the base. Inside, we provided black and white marble tiles for the floor of the bar area.

All stone was cut specially to size, to suit the requirements of the project.



### Stone type

#### EXTERNAL

Product range: **Slate / Parallel**  
Name: **Spring Forest**  
Finish: **Riven / Ribbed paving**  
Sizes: **600 x 140 / 70 x 12mm, 400 x 50 x 12mm, 600 x 300 x 12mm (ribbed paving)**



### Stone type

#### INTERNAL

Product range: **Marble**  
Name: **Bianco Carrara C**  
Finish: **Honed**  
Sizes: **150 x 75 x 10mm / 100 x 100 x 10mm**







### Stone type

Product range: **Basalt**  
 Name: **Smoky Grey**  
 Finish: **Sandblasted and brushed**  
 Sizes: **600mm x 600mm x 20mm**



### Stone type

Product range: **Sandstone**  
 Name: **Chapel Grey**  
 Finish: **Sawn**  
 Sizes: **Bespoke sizes 62mm thick plus false cut material**

# Corinthia Hotel


## London

The Corinthia Hotel in London is part of a multinational luxury hotel chain. Situated in the very centre of the capital, it boasts 294 sumptuous rooms and suites, plus stylish destination bars and speciality restaurants.

The Corinthia wished to refurbish its internal courtyard, as well as other areas including a roof terrace, balconies, smoking area and external pavements. Working in partnership with the contractor and architect, we supported the client through the process of selecting a range of stones in varying colours and finishes, providing prompt estimates and numerous samples.

The internal courtyard was created with Smoky Grey basalt combined with a lighter stone, giving a pleasing colour contrast and a classic, hard-wearing finish. The bedroom balconies feature sandblasted Crema Marfil contrasted with dark metalwork railings.

The roof terrace features Chapel Grey sandstone for flooring, Chapel Grey was also used to create cladding for the planters on the terrace. The smoking area was paved with Smoky Grey basalt in a sandblasted and brushed finish, while external pavements were created with Windsor Buff-Blue sandstone to match the existing stone in this area.



### Stone type

Product range: **Marble**  
Name: **Crema Marfil**  
Finish: **Sandblasted**  
Sizes: **300mm x random x 20mm**



### Stone type

Product range: **Sandstone**  
Name: **Windsor Buff-Blue**  
Finish: **Sawn**  
Sizes: **600mm x random x 40/50mm**










# Westfield Shopping Centre

## London

Westfield is a large, busy shopping centre in Stratford, East London, home to over 300 different high-street stores.


A lively, vibrant, colourful floor was required to complement the atmosphere of the Party Fiesta store. We had to supply a wide range of different coloured porcelain floor tiles. We helped the client with advice on suitable materials and suggested tile colours to match existing corporate branding. Our tiles were used to create an intricate pattern on the floor, using several different colours and featuring bright red, blue, green and yellow feature panels.

Everything had to be provided in a very short timescale, and the client was delighted with our ability to deliver.



### Stone type


Product range: **Porcelain**  
Name: **Celesta Black**  
Finish: **Natural**  
Sizes: **Mainly 600 x 600mm**  
Special features: **One third of the total quantity cut by Kinorigo into triangles (each triangle was one quarter 600 x 600mm)**



### Stone type

Product range: **Porcelain**  
Name: **Celesta Grey**  
Finish: **Natural**  
Sizes: **Mainly 600 x 600mm**  
Special features: **One third of the total quantity cut by Kinorigo into triangles (each triangle was one quarter 600 x 600mm)**





## Stone type

Product range: Porcelain  
Name: **Celesta Silver**  
Finish: **Natural**  
Sizes: **Mainly 600 x 600mm**  
Special features: **One third of the total quantity cut by Kinorigo into triangles (each triangle was one quarter 600 x 600mm)**



## Stone type

Product range: Porcelain  
Name: **Bright colours**  
Finish: **Natural**  
Sizes: **Mainly 600 x 600mm**  
Special features: **One third of the total quantity cut by Kinorigo into triangles (each triangle was one quarter 600 x 600mm)**

# Wendover Church

Buckinghamshire

St Mary's is a lively Anglican parish church in the beautiful village of Wendover, Buckinghamshire. It has been a place of worship since the 12th century, and the present building dates mainly from the 14th century.

The architect planning the church's new floor needed an English stone to complement the existing stonework. It had to be hard-wearing and strong enough to be cut thinly in large sizes using waterjets. A contrasting shade with the same natural character was required for feature panels and edgings, some of which were designed to help partially sighted visitors.

We proposed Stallerton Beige in a brushed finish for the main floor, plus the same stone in mixed grey/beige for the contrast details. Accurate tile sizing was crucial to minimise on-site cutting, ensure that the new floor tied in with the existing columns and allow for some original ledger-stones to be lifted and repositioned in the new floor.

We liaised with the architect, two representatives of the church and, later on, the contractor. We helped the client make their selection by providing prompt samples, including a four-square-metre sample paving tile for approval by the congregation, and advising on the most cost-effective tile sizes for the architect's proposed design. We also devised the tile layout for the junction of walkways, working to a photo provided by the architect of the cathedral leadwork that had inspired their concept.



## Stone type

### STONE

Product range: **Limestone**

Name: **Stallerton beige**

Finish: **Brushed**

Sizes: **Bespoke sizes 20/30mm thick**

Special features: **Bespoke water-jet cutting**



## Stone type

### STONE

Product range: **Limestone**

Name: **Stallerton mixed grey/beige**

Finish: **Brushed**

Sizes: **Bespoke sizes 20/30mm thick**

Special features: **Bespoke water-jet cutting**





# PRODUCT FOCUS

## Panorama Treadsafe NEW

Treadsafe is a new, enhanced version of the tiles in our Panorama porcelain range, offering superior grip underfoot.

Treadsafe offers the same stunning looks, unbeatable durability and incredible thinness (3.5mm) as standard Panorama tiles, but with a newly developed coating that transforms slip resistance, opening up hundreds of new potential applications.

Treadsafe has achieved the DIN R12 rating (see panel), the second-highest level of slip resistance. Materials certified R12 have sufficient slip resistance to be used for sloping outdoor ramps (such as those for disabled access), uncovered loading platforms and catering facilities, as well as demanding industrial settings such as dairy processing factories and storage areas for oils and fats.

Using the TRL pendulum tester, Treadsafe achieves far better results than both porcelain and limestone – and, incredibly, loses only a little of its grip in wet conditions.

Although only recently introduced, Treadsafe has already been used in the newly constructed Stratford Olympic Westfield Shopping Centre. We have also secured an order to supply Treadsafe for an ocean cruise liner – the perfect location for a light, good-looking tile that will help travellers keep their footing on the high seas.

Treadsafe is available in three colours: Nature Basalt Clear Vein, Fusion Grey, Nature Basalt Dark Vein.

Treadsafe is one of the most exciting products we've ever introduced and we expect strong demand for it. To learn more about its many applications or get a quote for your project, contact us today.

### What is R12?

In the DIN 51130 and 51097 tests (also known as the 'ramp tests'), Treadsafe achieves the R12 rating – the second-highest possible grip rating.

R12 indicates that a surface tiled with Treadsafe can be tilted to an angle of up to 35° from the horizontal before people start to slip when walking across it.

Obviously, very few tiled walkways or even ramps are built on such a steep incline, meaning that Treadsafe offers almost perfect grip on gentler inclines and level surfaces.



Panorama Treadsafe Nature Basalt Clear Vein installed in the Westfield shopping complex in Stratford



Nature Basalt Clear Vein

Fusion Grey

Nature Basalt Dark Vein



Stair treads made from Panorama Treadsafe Nature Basalt Clear Vein





Request samples and more details  
on Panorama Treadsafe today!  
tel 024 7642 2580 or  
email [enquiries@Kinorigouk.com](mailto:enquiries@Kinorigouk.com)

Panorama Natural Fusion Grey shown  
here installed at the Getty Images store  
in Stratford's new Westfield shopping  
complex.

## Stone type

INTERNAL

Product range: Panorama

Name: Fusion Grey

Finish: Natural

Sizes: 1000 x 1000 x 3.5mm

**For more information  
or to place an order**

**call** 024 7642 2580

**email** [info@kinorigo.com](mailto:info@kinorigo.com)

**KINORIGO**